

The productivity of a saddle jib crane*

Maximum load: 1,800 kg


Maximum radius: 26 m

Hook height: 19.3 m

Maximum load at jib nose: 700 kg

* Saddle cranes are designed for multiple repetitive actions common in the construction industry.

Two jib positions:
 - horizontal jib
 - jib raised 20°
 With folded or shortened jib possibilities



Remote control with Potain standard operating assistance indicators

Three mechanisms with frequency variation:

- LVF: hoisting
- DVF: trolleying
- RVF: slewing


Adaptable to networks

- 230 V single-phase - 50 Hz
- 400 V / three-phase - 50 Hz

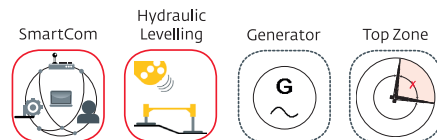
Integrated transport axle

Two options:

- 25 km/h
- 80 km/h EC type approval (90 km/h in France)



Small footprint 4.2 m x 4.2 m
 Hydraulic support operated by remote control



The productivity of a saddle jib crane

- Ideal for multiple applications including: renovations, steel construction, masonry and roofing
- A 26 m saddle jib for moving loads on a jobsite over distances of more than 50 m
- 19.3 m hook height to easily and quickly pass over obstacles



- Mechanisms with frequency variation for:
 - Flexible and progressive controls
 - Great precision thanks to reduced approach speeds
 - Optimal productivity thanks to high speeds
- Low electrical current requirement

Compactness and autonomy on the jobsite

- Optimal unfolding for reduced height requirements
- Footprint of 4.2 m x 4.2 m on the ground once erected
- Compatibility with 230 V / 400 V power supply networks
- An optional on-board generating set allowing autonomous functioning when there is no electrical network on the jobsite
- Simple setup by remote control carried out by one person thanks to the hydraulic support and permanent ballasts
- Convenient remote control operation



Optimal mobility during transport and on the jobsite

- Permanent ballasts allow the Igo MA 21 to be transported in one single package
- Compact dimensions for better maneuverability on the jobsite
- An axle that can be permanently located on the crane during operation
- Available transport axles:
 - 25 km/h: draw-bar or fifth-wheel
 - 80 km/h EC type approval: fifth-wheel



Long-term return on investment

The Igo MA 21 ensure a low cost of ownership

- Immediate gains in productivity
- Proven reliability and reduced maintenance
- The crane preserves the state of the ground for a clean jobsite
- The electric Igo MA 21 is quiet and emits low pollution
- Potain brand: a brand with high added value and a high resale value

