

MCH 125


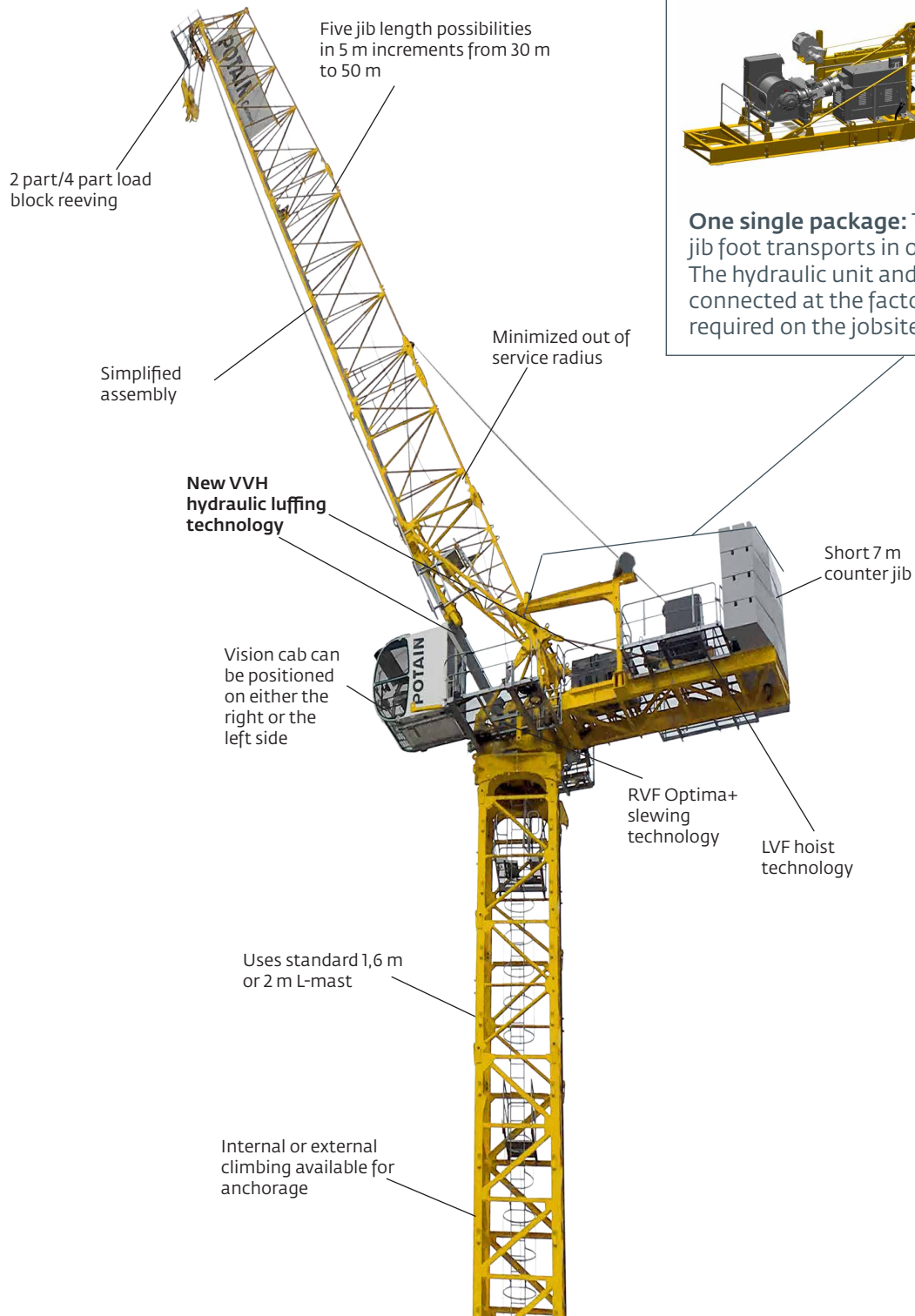
Potain's first topless hydraulic luffing jib tower crane

Maximum capacity: 8t/four-fall, 4t/two-fall

Maximum operating hook radius: 50 m

Maximum capacity at 50 m: 2 t

Maximum line speed: 100 m/min




One single package: The counter-jib and jib foot transports in one single package. The hydraulic unit and cylinder are pre-connected at the factory with no assembly required on the jobsite.

NEW REVOLUTIONARY TOPLESS CONCEPT



Potain Center of Excellence expertise for the best crane performance

- **NEW ! VVH** : Luffing Hydraulic System
- The jib luffing generated by an exclusive new hydraulic cylinder
- Power consumption lower than conventional luffing mechanism : requires a smaller generator than competitive models to lower your operating costs
- Complete luffing of the jib in 2 min with VVH Luffing System

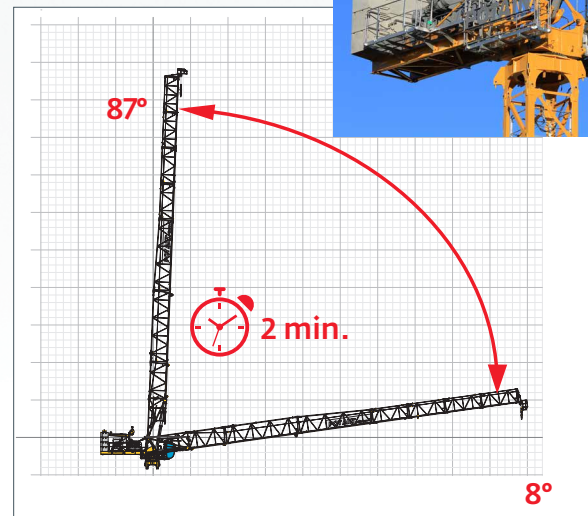


The fastest installation for a luffing jib crane

- The MCH 125 erects faster and more easily than a luffing crane ever has before
- Hydraulic system components are connected at the factory for faster and easier erection
- No luffing wire rope installation needed thanks to the innovative hydraulic system
- Hoisting winch, maintenance derrick, and the jib wind side plate are also pre-installed
- Unique wind-sail configuration pre-installed at the factory with no need to adapt onsite for any jib length



NEW! VVH Luffing System



Ideal for the most constrained jobsites

- Jib can be raised up to near vertical position : 87° angle luffing capacity
- Very short 7 m counter-jib with simple fixed counterweight installation
- Very short out-of-service weathervaning radius of 13,5 m is ideal for congested job sites
- Cab can be installed either on the right or the left side of the crane allowing the crane to position close to a building

Most optimized transport available

- Four containers or four trucks needed for the complete upper assembly : maximum jib + jib foot + counter-jib
- Compact dimensions of the counter-jib and jib foot also maximize transportability and reduce costs

- LVF : Frequency Variation Lifting mechanisms with 2 hoisting winch options
> 40 LVF 20 / 60 LVF 20

LIFTING HOIST PERFORMANCE		
	40 LVF 20	60 LVF 20
Max hoisting speed	81 m/min with 2 t	100 m/min with 2 t
Drum spooling capacity	456 m	533 m

- RVF Optima + Slewing mechanism with speeds up to 0,8 rpm

Best return on investment

- Most adaptable luffing jib crane for congested urban job sites
- Time saving for erecting and dismantling the crane
- Optimized transport for easy and cost effective logistics
- Standard 1,6 m or 2 m L-mast systems for fleet optimization

